

THE 2011 SPECTATOR

June 29, 2011



WEST All - Stars

NO. NAME POS. AVE.
Managers - Mark & Brandon Benzer

From Buffalo

22	Cody Kielsa	OF	.378
10	Mike Olson	DH	.383
5	Derek Bauer	OF	.457
2	Dan Wackler	SS	.378

From Cokato

21	Abel West	1B	.393
----	-----------	----	------

From DC

10	Brendan Opsahl	OF	.369
2	Jordan Flick	3B	.296

From Howard Lake

30	Cam Lehner	2B	.367
24	Eric Schreifels	OF	.421
2	John Stueven	DH	.393

From Hutchinson

33	Justin Juergensen	C	.333
27	Tim Thode	3B	.367
11	Jordan Schwarze	2B	.319

From Maple Lake

29	Dusty Decker	1B	.333
10	Mike Kloepfner	OF	.414

From Rockford

14	Ben Fontana	SS	.316
4	Ian Keen	OF	.355
1	Andy Jorges	C	.303

Pitchers

NO. NAME ERA

From Buffalo

11	Jon Eurlle	3.60
----	------------	------

From DC

17	Jordan Danielson	2.89
----	------------------	------

From Howard Lake

9	Adam Koch	0.29
17	Chris Hardie	0.68

From Hutchinson

2	Justin Erkanbrack	2.33
---	-------------------	------

From Maple Lake

16	Jeremy Schmidt	1.36
----	----------------	------

From Rockford

10	Jason Lesser	3.28
----	--------------	------

EAST All Stars

NO. NAME ERA

From Albertville

31	Christian Hess	1.99
----	----------------	------

From Delano

8	Aaron Swenson	3.27
---	---------------	------

From Loretto

6	Nick Koch	1.62
---	-----------	------

From Mound

5	Jeff Barrett	4.10
---	--------------	------

From St Michael

7	Aaron Sperl	2.55
34	Wade Gorsett	3.10

NO. NAME POS. AVE.

Managers - Herb Koch & Ken Ott

From Albertville

1	Jim Althoff	SS	.333
18	Todd Klaers	1B	.400

From Delano

15	Joe Althoff	INF	.458
19	Ryan Hayes	3B/1B	.353

From Elk River

4	Corey Kaminski	INF	.235
---	----------------	-----	------

From Loretto

5	Ryan Schaust	INF	.333
7	Kent Koch	SS	.314
21	Tyler Maher	OF	.286

From Maple Plain

4	Lee Gregg	OF	.455
5	Adam Gregg	INF/OF	.400
10	KC Johnson	3B	.514

From Mound


4	Pete Harrell	2B/OF	.382
34	Kirby Moynagh	C/3B	.321

From Rogers

6	Eric Smith Rog	OF	.333
9	Dustin Carlson	UTIL	.304

From St Michael

2	Dane Carlson	OF	.476
17	Chris Volkmann	OF	.300
9	Sam Boisner	C	.429



The Hall of Fame is for baseball people. Heaven is for good people.

(All Standings are thru games of 6/26/11)

Speed never goes into a slump.

The NORTH

NORTH STANDINGS

	W	L	Pct	G.B.
St. Michael	5	0	1.000	...
Rockford	6	5	.545	2
Albertville	4	7	.364	4
Rogers	2	7	.222	5
Elk River	0	12	.000	8.5

Home and away records along with runs scored and runs allowed give

St Michael has taken the lead in the North, going 4-0 at home scoring 13 runs in three of the four games and 7 in the other. On the road, they won their only game 6-4.

Albertville is 2-2 at home and scored 5 runs in each game. As visitors their record is 2-5 with no consistent pattern to the number of runs scored or given up.

Rockford is 4-0 as a home team, but 2-5 as a visitor. They have given up six or more runs eight times in eleven games.

Rogers has dropped all four home games allowing 38 runs, but on the road, they are 2-3 and have allowed 4 or less runs in four of the five games.

Elk River has given up the most runs in the league. As visitors, they scored ten runs in one game, but only a total of 7 runs in the other six. At home, they have scored 11 runs in five games, never scoring

The EAST

EAST STANDINGS

	W	L	Pct	GB
Loretto	9	1	.900	...
Delano	6	3	.667	2.5
Maple Plain	3	6	.333	5.5
Mound	1	8	.111	7.5

some interesting looks into why teams win more than they lose or why they lose more than they win.

Loretto has taken over the top spot in the East by being stingy with allowing runs, The Larks are 6-0 as visitors, outscoring their opponents 40-15. In Loretto, they are 3-1 with an 11-4 margin in the wins and a 7-2 loss.

Delano on the other hand has used runs scored to forge out a winning season. The A's are 3-0 on the road, scoring more than 6 runs each time. At home, they are 3-3 scoring four or more runs five times out of six.

Maple Plain has allowed the second most runs per game in the league. At home, they are 1-4 and have given up 8 or more runs in each game. They have been better on the road earning 2 wins by holding opponents to 1 and 4 runs.

Mound is 0-3 at home scoring a total of 3 runs in those games. On the road, they are 1-5 giving up 8 runs once and double digit runs three times.

The WEST

WEST STANDINGS

	W	L	Pct	GB
D-C	12	1	.923	...
Howard Lake	7	3	.700	3.5
Buffalo	8	4	.667	3.5
Maple Lake	5	4	.556	5
Cokato	3	7	.300	7.5
Hutchinson	2	5	.286	7

D-C is 7-0 on the road and 5-1 at home because they have given up 3 or less runs 11 times in 13 games, losing 6-4 and winning 7-5 in the other two games.

Howard Lake has also been stingy giving up only 23 runs in ten games. They are 3-0 on the road allowing three runs total.

Buffalo scores when they win, 5-2 on the road and 3-2 at home, they have scored 8 or more runs in seven of their 8 wins. In their 4 losses, they have scored 9 runs.


Maple Lake is 4-2 at home throwing three shut outs. In the two losses, they gave up 17 and 19 runs.

Cokato is 0-3 in the road and has scored 3 runs total in those games. At home, they're 3-4 and scored 25 runs. Hutchinson is 1-3 on the road, scoring 35 runs and allowing 35 runs. At home, they are 1-2, losing 3-2 and 3-1 and winning 11-1.

SECTION 8 SEEDINGS

	W	L	Pct	G.B.
Coon Rapids	2	0	1.000	...
St. Michael	1	1	.500	1
Blaine	2	2	.500	1
Hutchinson	2	3	.400	1.5
East Bethel	1	2	.333	1.5

Cardinal rule for all hitters with two strikes on them:
Never trust the umpire.





As a nation, we are dedicated to keeping physically fit and parking as close to the stadium as possible.

Previous North Star League All Star Winners	
2002 - South 4-2	2007 - South 6-1
2003 - North 7-2	2008 - North 13-6
2004 - North (score ??)	2009 - North 13-10
2005 - South 5-4	2010 - North 4 - 0
2006 - South 9-5	

All Star Game MVPs
2003 - Shane McLaughlin, Albertville
2004 - Nate Hill, Buffalo
2005 - Jon Wilson, Delano
2006 - Luke Klitzke, Hutchinson
2007 - Lee Gregg, Maple Plain
2008 - Greg Holker, Monticello
2009 - Chris Volkmann, St. Michael
2010 - Jake Braun, Elk River

A man once told me to walk with the Lord, I'd rather walk with the bases loaded.

This year Rockford is joining with the West division teams to provide players for the West All Stars roster. . The rest of the North division teams join with the East division teams to provide the players for the East All Star roster.



From the BLEACHERS ...

Statistical Highlights of 2011:

Most Hits – 5

Lee Gregg, Maple Plain ... Billy Soule, Maple Plain ... Eric Schreifels, Howard Lake

Most Runs Scored – 5 ... Derek Bauer, Buffalo

Most 2Bs – 2 9 players – Cody Kielsa, Buffalo, Tommy Fisk, Maple Plain, Mitch Wurm & Chad Raiche, Maple Lake, Chris Volkmann & Nick Volkmann & Travis Enger, St Michael, Peter Harrell, Mound and Kent Koch, Loretto

Most HRs - 2 - Justin Juergenson, Hutchinson ... Joe Althoff, Delano

Most RBIs - 6 - Justin Juergenson, Hutchinson

Most runs in one inning – 9 by Maple Plain vs Elk River

Most Ks by a Pitcher – 13 - Jason Lesser, Rockford
12 – Eric Pokornowski, Cokato & Jeremy Schmidt, Maple Lake

Fewest Hits Given Up – 1 by Adam Koch vs Delano

Home teams have won 37 games and lost 36 for .507 winning percentage.

Home teams in Section 8 seeding game have won 4 out of 8 games.



Man may penetrate the outer reaches of the universe, he may solve the very secret of eternity itself but for me, the ultimate human experience is to witness the flawless execution of the hit-and-run.

**Statistics through
games of
June 26, 2011**

NORTH Stats

<i>Player</i>	<i>AB</i>	<i>R</i>	<i>H</i>	<i>Ave</i>
D Borchardt Alb	26	8	14	.538
D Carlson StM	21	7	10	.476
C Hess Alb	41	9	18	.439
P Lenton Alb	32	5	14	.438
S Boisner StM	21	6	9	.429
T Klaers Alb	40	2	16	.400
T Jarmoluk ER	44	1	16	.364
I Keen Roc	31	4	11	.355
A Daugherty ER	42	5	14	.333
J Althoff Alb	39	6	13	.333
R Rassatt Roc	30	2	10	.333
J Braun ER	24	3	8	.333
E Smith Rog	21	3	7	.333
N Main Roc	37	3	12	.324
B Fontana Roc	38	6	12	.316
D Carlson Rog	23	3	7	.304
C Edwards ER	23	2	7	.304
A Jorges Roc	33	10	10	.303
C Volkmann StM	20	4	6	.300

2B Leaders

C Hess Alb 5

3B Leader

B Carlson Alb 1
J Althoff Alb 1
J Vidor Rog

HR Leaders

D Borchardt Alb 2

RBI Leaders

D Carlson StM 9

Team Pitching Leaders

<i>Name</i>	<i>IP</i>	<i>W-L</i>	<i>SO</i>	<i>ERA</i>
C Hess Alb	22	1-2	14	1.99
A Sperl StM	17	2-0	13	2.55
J Lesser Roc	35	3-1	24	3.28
W Jensen Rog	23	0-1	11	5.40
J Brown ER	15	0-2	11	6.32

WEST Stats

<i>Player</i>	<i>AB</i>	<i>R</i>	<i>H</i>	<i>Ave</i>
C Raiche ML	34	7	17	.500
D Bauer Buf	46	19	21	.457
E Schreifels HL	38	9	16	.421
M Kloepfner ML	29	6	12	.414
J Stueven HL	28	4	11	.393
B Aho Cok	28	5	11	.393
J Hohenstein DC	26	8	10	.385
M Olson Buf	47	10	18	.383
C Braun Buf	34	4	13	.382
A Padrnos Hut	29	3	11	.379
D Wackler Buf	45	13	17	.378
C Kielsa Buf	45	10	17	.378
T Thode Hut	49	3	18	.367
C Lehner HL	30	6	11	.367
B Berggren DC	47	11	17	.362
Br Opsahl DC	39	14	14	.359
E Hanson DC	48	5	17	.354
N Hill Buf	35	5	12	.343
J Juergensen Hut	45	7	15	.333
J Schwarze Hut	47	9	15	.319
A Carlson DC	35	5	11	.314
R Vega Buf	36	6	11	.306

2B Leaders

C Raiche ML 5
E Hanson DC 4

3B Leaders

B Albrecht Hut 2

HR Leaders

J Jurgensen Hut 3

RBI Leader

T Thode Hut 14
C Kielsa Buf 14
M Olson Buf 14

Team Pitching Leaders

<i>Name</i>	<i>IP</i>	<i>W-L</i>	<i>SO</i>	<i>ERA</i>
A Koch HL	31	3-1	23	0.29
J Schmidt ML	33	3-1	30	1.36
E Hanson DC	27	2-1	24	1.67
J Holker Buf	21	3-0	15	1.71
V Pokornowski Ck	31	1-3	18	2.90
C Runke Hut	30	1-3	3	5.34



EAST Stats

<i>Player</i>	<i>AB</i>	<i>R</i>	<i>H</i>	<i>Ave</i>
KC Johnson MP	37	6	19	.514
Joe Althoff Del	24	7	11	.458
L Gregg MP	33	7	15	.455
A Gregg MP	40	7	16	.400
P Harrell Md	34	5	13	.382
R Hayes Del	34	6	12	.353
R Schaust Lor	33	3	11	.333
K Moynagh Md	28	1	9	.321
K Koch Lor	35	4	11	.314
N Waterhouse Md	32	3	10	.313

2B Leaders

T Fisk MP 4
Joe Althoff Del 4
KC Johnson MP 4

3B Leader

B Soule MP 1
L Gregg MP 1
T Maher Lor 1

HR Leader


Joe Althoff Del 4

RBI Leader

A Gregg MP 13

Team Pitching Leaders

<i>Name</i>	<i>IP</i>	<i>W-L</i>	<i>SO</i>	<i>ERA</i>
N Koch Lor	33	3-0	9	1.62
Joe Althoff Del	28	4-0	22	3.45
C Harrell Md	21	1-2	18	5.14
J McKown MP	24	0-4	15	7.77



Minnesota Baseball Association

minnesotabaseball.org

*He looks like a greyhound,
but runs like a bus.*